

2024 ANNUAL REPORT



AUSTRALIAN
Breast
Device
REGISTRY

The Australian Breast Device Registry is supported by funding from the Australian Government, Department of Health and Aged Care, under the National Quality Registry Program.

During 2024...



11,902 PROCEDURES CAPTURED*

9,765 patients recruited

18,842 devices captured

< 1% opt-out rate

*At operation-level



462 CONTRIBUTING CLINICIANS

293 plastic surgeons

149 breast/general surgeons

20 cosmetic clinicians



242 CONTRIBUTING HEALTH SERVICES

73.1% private hospitals, clinical and day surgeries

26.9% public hospitals

Across all States/jurisdictions except WA public hospitals

From 2012 - 2024



213,141

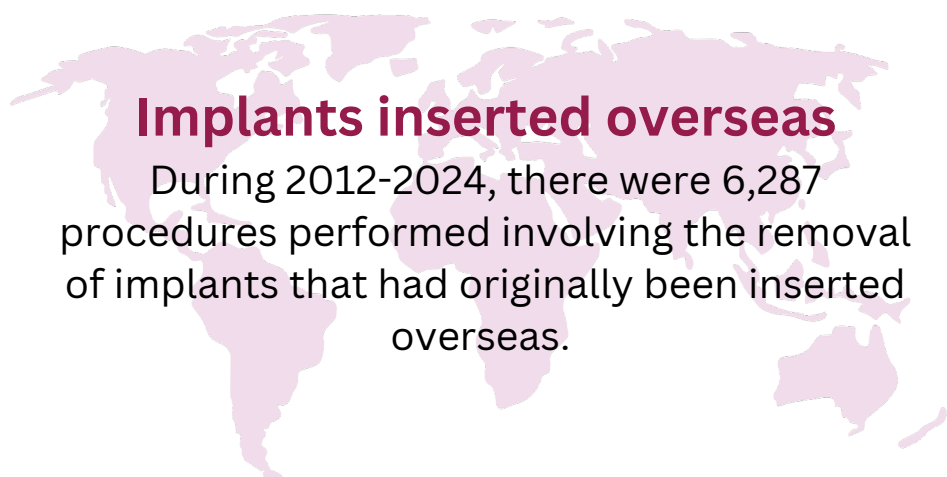


DEVICES

Since 2012, the ABDR has recorded **235,474 procedures** (at breast-level) and recruited **109,020 patients**.

THE ABDR CAPTURED **66% OF DEVICES SOLD IN 2024 AND 69% OF PROCEDURES PERFORMED (2023-24 DATA)**

According to data provided by the Therapeutic Goods Administration and publicly available data from the Australian Institute of Health and Welfare




Implants inserted overseas

During 2012-2024, there were 6,287 procedures performed involving the removal of implants that had originally been inserted overseas.

THE AVERAGE RATE OF REVISION AT 12 MONTHS FOR INSERTIONS MADE BETWEEN 2021 AND 2023

3.2% FOR RECONSTRUCTIVE CASES **0.5%** FOR COSMETIC CASES



zero new cases of **Breast Implant-Associated Anaplastic Large Cell Lymphoma (BIA-ALCL)** were recorded taking the total number of cases recorded by the ABDR to 67 since 2015.

7 - 10 YEARS

THE MOST COMMON DURATION BETWEEN IMPLANT INSERTION AND DATE OF REVISION (BIA-ALCL CASES)

SEROMA/HAEMATOMA

THE MOST COMMON CLINICAL ISSUE ASSOCIATED WITH BIA-ALCL



abdr.org.au



abdr@monash.edu



@BreastDeviceReg

Scan here for
the full report



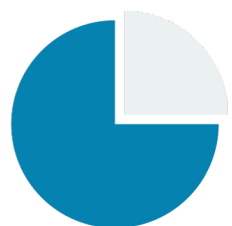
2024 ANNUAL REPORT



Breast
Device
REGISTRY

3,166 (26.6%)

RECONSTRUCTIVE PROCEDURES
IN 2024

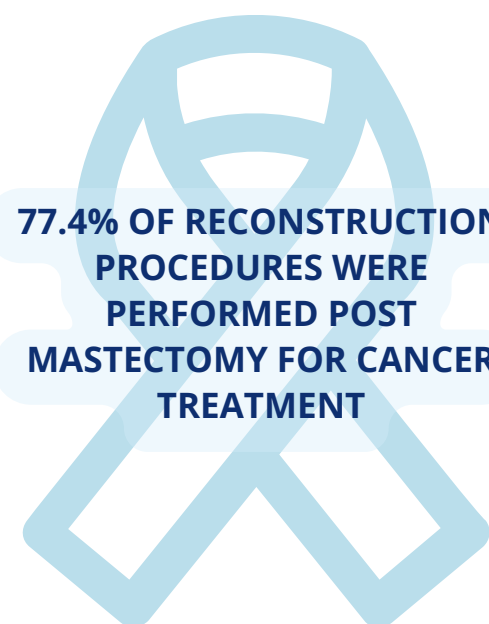


71.5% OF
RECONSTRUCTION
PROCEDURES WERE
INSERTIONS



RECONSTRUCTIVE
PROPORTION OF
PROCEDURES
(IMPLANT REMOVAL)
INCREASED FROM
1.0% IN 2016 TO 6.7%
IN 2024

77.4% OF RECONSTRUCTION
PROCEDURES WERE
PERFORMED POST
MASTECTOMY FOR CANCER
TREATMENT



50.4

YEARS OLD

AT TIME OF PROCEDURE (MEDIAN
AGE AT POST-CANCER DEVICE
INSERTION PROCEDURE)

Direct to implant (one stage) procedures increased from 46.7% in 2016 to 68.6% in 2023

For two-stage procedures, 72.3% of exchanges occurred within 9 months and 86.0% within 12 months (2012-2024)

SMOOTH

The most common (67%) shell type for implants inserted in 2024 for reconstructive purposes.

ROUND

The most common (73%) shape for implants inserted in 2024 for reconstructive purposes.

Capsular Contracture

was the most common (53.8%) issue identified in reconstructive implant revision that were due to complication.

COSMETIC EXPLANT PROCEDURES

0.5% in 2016

65 OF 13,606 (AT BREAST LEVEL)
PROCEDURES WERE EXPLANT ONLY

9.7% in 2024

1,394 OF 14,377 (AT BREAST LEVEL)
PROCEDURES WERE EXPLANT ONLY

Capsular contracture

was the most common (1.8%) cause for 9-year post-primary implant insertion for cosmetic procedures

Revisions due to complications 9-years post insertion for cosmetic procedures

was 3.3% for polyurethane, 3.1% for textured and 3.2% for smooth implants

7,281

NEW COSMETIC PROCEDURES
RECORDED IN 2023 - THE
LOWEST NUMBER RECORDED IN
THE REGISTRY SINCE 2016 /2017



abdr.org.au



abdr@monash.edu



@BreastDeviceReg

Scan here for
the full report

